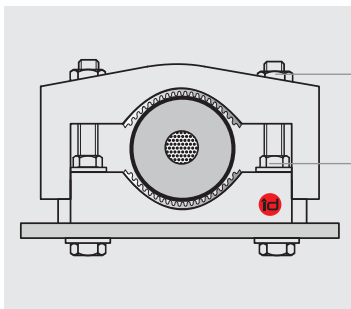


ELASTIC INLAYS

MOUNTING EXAMPLES

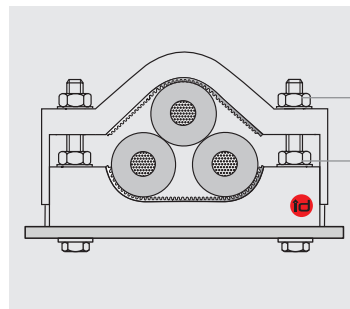
The special Elastic Inlays must **ONLY** be inserted into id-Technik Clamps, not fixed, with the ribs facing the cable and running parallel to the cable. On-site fixing with any form of adhesive (e.g. glue, silicone or paste) and / or use with third-party products will void the warranty immediately.



**Tightening
Torque: 5 Nm**

**Tightening
Torque: 20 Nm**

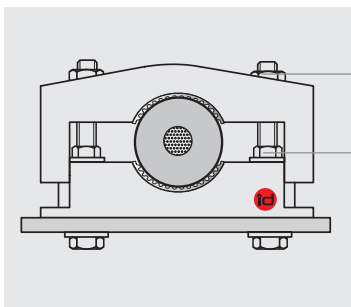
◀ **Series K with two
Elastic Inlays**



**Tightening
Torque: 5 Nm***

**Tightening
Torque: 15 Nm**

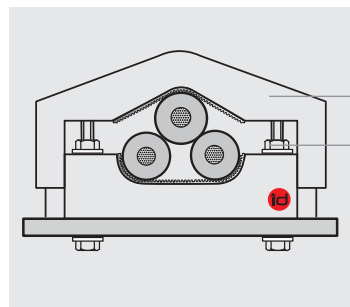
◀ **Series KS with
Elastic Inlays**



**Tightening
Torque: 5 Nm**

**Tightening
Torque: 20 Nm**

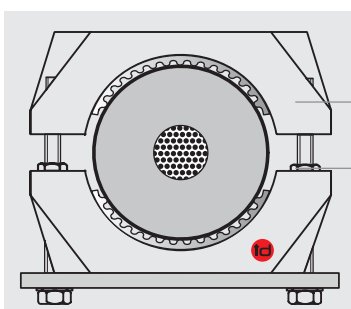
◀ **Series KT with two
Elastic Inlays**



**Tightening
Torque: 8 Nm**

**Tightening
Torque: 15 Nm**

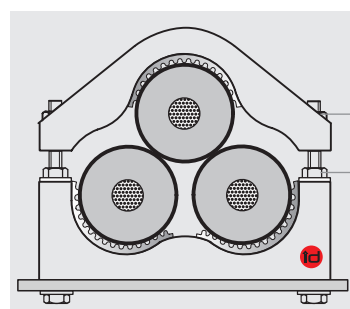
◀ **Series KP with
Elastic Inlays**



**Tightening
Torque: 8 Nm**

**Tightening
Torque: 20 Nm**

◀ **Series KR with two
Elastic Inlays**



**Tightening
Torque: 8 Nm**

**Tightening
Torque: 15 Nm**

◀ **Series KH with three
Elastic Inlays**

Legal compliance

- Directive 2015/863/EU (RoHS)
- Regulation (EC) No. 1907/2006 (REACH regulation)

* For more information contact id-Technik, please.